

# Pre-owned Motorhome Data Sheet

**Classification:** Class A \_\_\_\_\_ Class B  Class C \_\_\_\_\_

**Powertrain:** Gasoline  Diesel \_\_\_\_\_

**Horsepower:** 300 \_\_\_\_\_ 340 \_\_\_\_\_ 350 \_\_\_\_\_ 360 \_\_\_\_\_ 380 \_\_\_\_\_ 400 \_\_\_\_\_  
450 \_\_\_\_\_ 500 \_\_\_\_\_ 600 \_\_\_\_\_ 625 \_\_\_\_\_ Other

**Chassis:** Ford  Chevy \_\_\_\_\_ Workhorse \_\_\_\_\_ Dodge \_\_\_\_\_ Mercedes \_\_\_\_\_  
Spartan \_\_\_\_\_ Freightliner \_\_\_\_\_ Powerglide \_\_\_\_\_ Roadmaster \_\_\_\_\_ Other \_\_\_\_\_

**Generator Brand:** Onan  Generac \_\_\_\_\_ Powertec \_\_\_\_\_

**Generator KW Size:** 4K \_\_\_\_\_ 5.5K \_\_\_\_\_ 6K \_\_\_\_\_ 7.5K \_\_\_\_\_ 8K \_\_\_\_\_ 10K \_\_\_\_\_  
12.5K \_\_\_\_\_ Other 2.8 Gas

**House Amperage:** 30 Amp  50 Amp \_\_\_\_\_

**Jacks:** Yes \_\_\_\_\_ No  ----- **Auto-leveling:** Yes \_\_\_\_\_ No

**Satellite:** In-motion \_\_\_\_\_ Stationary \_\_\_\_\_ None

**Washer/Dryer:** Stackable \_\_\_\_\_ Combination \_\_\_\_\_ None

**Outside Entertainment:** Yes \_\_\_\_\_ No

**Sleeping Options:** King \_\_\_\_\_ Queen  Bunks \_\_\_\_\_ Overhead \_\_\_\_\_

**Inverter:** Yes  No \_\_\_\_\_

**A/C's:** 1  2 \_\_\_\_\_ 3 \_\_\_\_\_

**Heat Pump:** Yes \_\_\_\_\_ No

**Bathroom Options:** Single  Bath and a half \_\_\_\_\_ 2 Baths \_\_\_\_\_

Salesman: Dan Caldwell

2019 Crossf: + 22C  
Stk# TA59501  
Miles - 2064  
Gen. hrs - 4

# Forest River, Inc.

900 County Road 1  
PO BOX 3030  
Elkhart, IN 46515  
USA

Sales ID S0466338

## Vehicle Description

<b>MAKE:</b>	CROSSFIT	<b>SHIP TO ADDRESS:</b>	BERRYLAND MOTORS LLC-
<b>MODEL:</b>	CFB22CFEB		PONCHATOULA, LA
<b>SERIAL NO.:</b>	CFR002252		42775 PLEASANT RIDGE ROAD
<b>VIN NO.:</b>	1FDRU4XG8JKA59501		P.O. BOX 266 PONCHATOULA, LA 70454 USA

## Optional Equipment Installed By Manufacturer

FOG	FOG INTERIOR DECOR	1.00	\$0.00
HGMAPLE	HIGH GLOSS MAPLE INTERIOR WOOD	1.00	\$0.00
MAGNETIC	MAGNETIC PAINT/EXTERIOR COLOR	1.00	\$0.00
CFB6081-2	CONVENIENCE PACKAGE: POWER ARMLESS AWNING W/WIND SENSING & LED LIGHTING, REAR SCREEN, REAR SHADE, SIDE SCREEN DOOR, TRUMA COMBINATION FURNACE/WATER HEATER, GAS GENERATOR 2.8KW (GAS GEN 2.8KW NOT INCLUDED W/Li3 OPTION), MICROWAVE OVEN, FANTASTIC FAN W/RAIN SENSOR, TWO BURNER LP COOKTOP, LOW PROFILE 13,500 A/C, SUMO SPRING SUSPENSION KIT	1.00	\$7,250.00
CFB6690-1	ELECTRONICS PACKAGE: 12V 22" LED TV, LED LIGHTING, 100 WATT SOLAR PANEL W/ DUAL CHARGING, BACK UP CAMERA, USB PORTS, GROUND EFFECT LIGHTING, WI-FI RANGER	1.00	\$2,175.00
CFB6833	POWER PLUS PACKAGE: 2000W INVERTER & FIREFLY MULTI-PLEX	1.00	\$1,442.75
1204	ALUMINUM WHEEL (IPO SS LINERS)	1.00	\$1,007.75
1209	SOLAR UPGRADE (200 WATT TOTAL)	1.00	\$572.75
2146	UPGRADED FRONT WINDOW COVERS	1.00	\$500.25
397	INDUCTION COOKTOP	1.00	\$0.00
950	TRAVEL EASY ROADSIDE ASSISTANCE	1.00	\$0.00
RVIA	RVIA SEAL	1.00	\$0.00
FREIGHT	FREIGHT CHARGES	1.00	\$1,347.00

Base Price	Options	Suggested Retail
\$114,767.50	\$14,324.50	\$129,092.00

## DO NOT REMOVE UNTIL SOLD

MANUFACTURER'S SUGGESTED RETAIL PRICE DOES NOT INCLUDE STATE AND LOCAL TAXES, DEALER PREP AND/OR OPTIONS INSTALLED BY DEALER. FOREST RIVER, INC. RESERVES THE RIGHT TO CHANGE PRICES AND SPECIFICATIONS WITHOUT NOTICE OR OBLIGATION

# Forest River, Inc.

900 County Road 1  
PO BOX 3030  
Elkhart, IN 46515  
USA

Sales ID S0466338

## Vehicle Description

<b>MAKE:</b>	CROSSFIT
<b>MODEL:</b>	CFB22CFEB
<b>SERIAL NO.:</b>	CFR002252
<b>VIN NO.:</b>	1FDRU4XG8JKA59501

<b>SHIP TO ADDRESS:</b>	BERRYLAND MOTORS LLC- PONCHATOULA, LA 42775 PLEASANT RIDGE ROAD P.O. BOX 266 PONCHATOULA, LA 70454 USA
-------------------------	---

TOLLS	TOLLS	1.00	\$29.00
-------	-------	------	---------

**Base Price**

\$114,767.50

**Options**

\$14,324.50

**Suggested Retail**

**\$129,092.00**

## DO NOT REMOVE UNTIL SOLD

MANUFACTURER'S SUGGESTED RETAIL PRICE DOES NOT INCLUDE STATE AND LOCAL TAXES. DEALER PREP AND/OR OPTIONS INSTALLED BY DEALER. FOREST RIVER, INC. RESERVES THE RIGHT TO CHANGE PRICES AND SPECIFICATIONS WITHOUT NOTICE OR OBLIGATION.


# CROSSFIT

By **Coachmen**

## THE ULTIMATE TOURING VEHICLE

LITHIUM BATTERY  
SYSTEM OPTION

# Li3



### THE PERFECT FIT FOR YOUR ACTIVE LIFESTYLE

*This versatile Class B motorhome is designed for today's active lifestyles. Experience unrivaled fuel economy combined with legendary Ford® styling and reliability. Relax in luxurious captains seats while enjoying the view through large frameless windows. The interior ergonomics ensure you are as comfortable on the road as you are at home. Crossfit gets you where the action is, in style!*



High Gloss White cabinetry



Ingot Silver exterior paint now available



High Gloss Cherry cabinetry

  
**Coachmen**  
Recreational Vehicles  
A division of Forest River, Inc.



## TWO GREAT BRANDS – ONE GREAT CLASS B!

# CROSSFIT



By **Coachmen**

## STANDARD FEATURES

- ◆ NEW Sync 3 Infotainment System
- ◆ 3.7L Ti-VCT V6 Gas engine Ford Transit 350 HD
- ◆ Sumo Springs suspension kit
- ◆ Carefree armless awning with wind sensing
- ◆ Rear screen and rear window covers
- ◆ Side screen door
- ◆ Truma Combi furnace/water heater
- ◆ Gas generator 2.8KW
- ◆ Fantastic fan with rain sensor
- ◆ 6.0 Cu ft. Nova Kool refrigerator with bottom freezer
- ◆ Two burner LP cooktop
- ◆ Low profile 13,500 A/C
- ◆ 22" LED TV
- ◆ LED Lighting
- ◆ 100 Watt solar panel with dual charging capability
- ◆ Back-up camera
- ◆ USB Ports
- ◆ Ground effect lighting

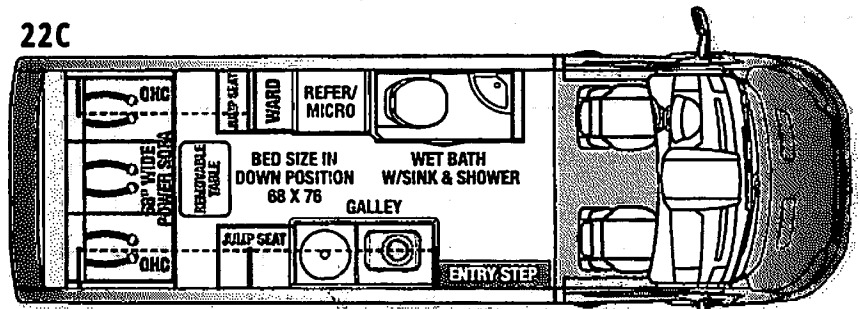
## OPTIONS

- ◆ NEW 3.5L Eco Boost 310 HP/400 lbs. Torque
- ◆ NEW Power Plus Package
- ◆ NEW Li3 Lithium Battery System
- ◆ NEW Phase Change Upgraded Insulation
- ◆ Summit Bike Rack
- ◆ Solar upgrade (200 Watt total)
- ◆ Aluminum wheels
- ◆ Upgraded front window covers
- ◆ Induction Cooktop

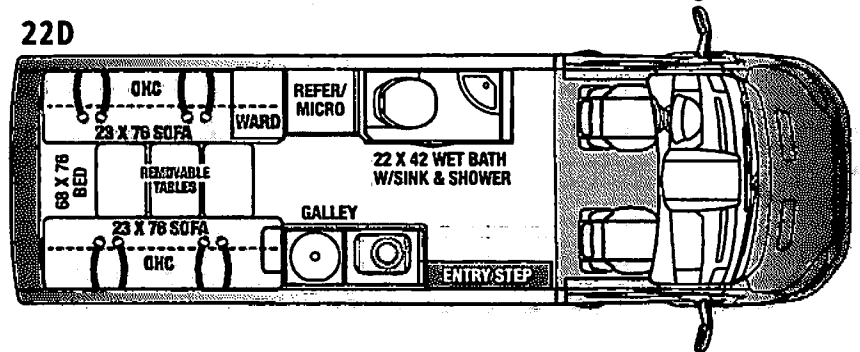
## INTERIOR COLORS

- ◆ Fog décor
- ◆ NEW High Gloss White cabinetry
- ◆ NEW High Gloss Cherry cabinetry
- ◆ High Gloss Maple cabinetry

22C



22D



## MODEL

MODEL	22C	22C-EB	22D	22D-EB
Chassis	FORD Transit 350 HD	FORD Transit 350 HD	FORD Transit 350 HD	FORD Transit 350 HD
Engine	3.7L V6	3.5L V6	3.7L V6	3.5L V6
Horse Power	275	310	275	310
Torque (lb./ft.)	260	400	260	400
Wheel Base	148"	148"	148"	148"
GVWR (lbs.)	10,360	10,360	10,360	10,360
GCWR (lbs.)	11,200	11,200	11,200	11,200
UVW (lbs.)	8,449	8,493	8,485	8,535
CCC (lbs.)	1,911	1,867	1,875	1,825
Interior Height	75"	75"	75"	75"
Exterior Width	7'	7'	7'	7'
Exterior Height (w/AC)	9' 11"	9' 11"	9' 11"	9' 11"
Exterior Length	22' 2"	22' 2"	22' 2"	22' 2"
Hitch Weight (lbs.)	500	500	500	500
Fuel Capacity (gal.)	25	25	25	25
LP Capacity (lbs.)	41	41	41	41
Fresh Water (gal.)	30	30	30	30
Grey Water (gal.)	15	15	15	15
Black Water (gal.)	12	12	12	12
Awning	13' 1"	13' 1"	13' 1"	13' 1"

**GVWR (Gross Vehicle Weight Rating)** - is the maximum permissible weight of the unit when fully loaded. It includes all weights, inclusive of all fluids, occupants, cargo, optional equipment and accessories. For safety and product performance do NOT exceed the GVWR.

**GCWR (Gross Combined Weight Rating)** - is the maximum permissible loaded weight of your motor home and any towed trailer or towed vehicle. Actual GCWR of this vehicle may be limited by the sum of the GVWR and the installed hitch receiver maximum capacity rating; see hitch rating label for detail.

**GAWR (Gross Axle Weight Rating)** - is the maximum permissible weight, including cargo, fluids, optional equipment and accessories that can be safely supported by each axle.

**UVW (Unloaded Vehicle Weight)\*** - is the typical weight of the unit as manufactured at the factory. It includes all weight at the unit's axle(s), including full fuel, all fluids and LP Gas. The UVW does not include cargo, fresh potable water, additional optional equipment or dealer installed accessories.

\*Estimated Average based on standard build optional equipment.

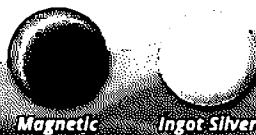
**CCC (Cargo Carrying Capacity)\*\*** - is the amount of weight available for fresh potable water, cargo, passengers, additional optional equipment and accessories. CCC is equal to GVWR minus UVW. Available CCC should accommodate fresh potable water (8.3 lbs per gallon). Before filling the fresh water tank, empty the black and gray tanks to provide for more cargo capacity.

\*\*Estimated average based on standard build optional equipment.

Each Forest River RV is weighed at the manufacturing facility prior to shipping. A label identifying the unloaded vehicle weight of the actual unit and the cargo carrying capacity is applied to every Forest River RV prior to leaving our facilities. The load capacity of your unit is designated by weight, not by volume, so you cannot necessarily use all available space when loading your unit.

Actual towing capacity is dependent upon your particular loading and towing circumstances, which includes the GVWR, GAWR and GCWR, as well as adequate trailer brakes. Please refer to the Operator's Manual of your vehicle for further towing information.

## EXTERIOR COLORS



**Coachmen**  
Recreational Vehicles  
A Division of Forest River, Inc.



To learn more about Coachmen RV and our products, and see how Coachmen is making the easy life easier, contact us today.  
423 N. Main Street ♦ P.O. Box 30 ♦ Middlebury, IN 46540  
(800) 353-7383 ♦ [www.coachmenrv.com/galleria](http://www.coachmenrv.com/galleria) ♦ [fb.me/coachmenrv](http://fb.me/coachmenrv)

All information contained in this brochure is believed to be accurate at the time of publication. However, during the model year, it may be necessary to make revisions and Forest River, Inc., reserves the right to make all such changes without notice.

Including prices, colors, materials, equipment and specifications as well as the addition of new models and the discontinuance of models shown in this brochure. Therefore, please consult with your Forest River dealer and confirm the existence of any materials, design or specifications that are material to your purchase decision. ©2018 Crossfit by Coachmen, a Division of Forest River, Inc., a Berkshire Hathaway company. All Rights Reserved. 9/18



Learn More  
Scan the barcode using  
a QR reader or your  
smart phone to learn  
more about Forest River

